

Two Circuit DMX Data Track



Track lighting is a standard item in the lighting design tool box. It is ideal for architectural, themed environment, low ceiling height, retail and museum applications where discrete, reconfigurable, low profile fixtures and a clean look are required. The Black Tank's DMX Data Track takes track lighting to the next level by combining power and full speed DMX512 control in a single track, and track adapters allow you to integrate and control any MIRO CUBE™ fixture.

DMX Data Track provides an incredible solution for architectural installations and for reconfigurable performance spaces. The DMX data allows dynamic control of lighting, color temperature (white light) or color mixing as desired.


The specification grade surface mounted track system contains 7 conductors and includes 2 uniquely selectable power circuits. A 22 gauge nickel plated copper data bus provides full speed DMX512 control of lighting fixtures and provides control signal at any point along the track. The track consists of an extruded aluminum profile which can be easily cut to length onsite. The track also has pre-punched holes at 8" spacing for mounting.

PRODUCT FEATURES




→ Easy to cut on site

Any given profile can be easily cut to length on site. It is not necessary to cut back or bend the copper wire.



→ Mounting points

The 2 circuit track has pre-punched holes 1/4" (6mm) x 1" (25mm) for surface mounting. The holes are spaced 8" (203mm) on center and can be easily pushed out using a screwdriver.



→ Colors and finish

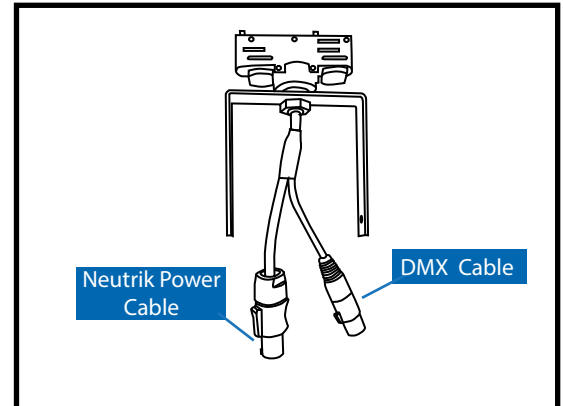
The track is available in white or black powder coat or silver anodized. All system components and adapters are available in white, black or painted silver. Custom colors are available on request.




Surface Track with Data Bus Ordering Information

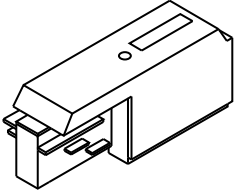
Track adaptors provided contain a five pin DMX connector and a Neutrik Powercon and integrate easily with any MIRO CUBE™ fixture. Adaptors are also available without data bus contacts to provide a means to utilize the second circuit of the track without DMX control.

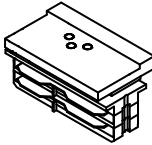
Colors available - white (RAL 9010) or black (RAL 9005) powder coated. Silver anodized is also available on custom orders.

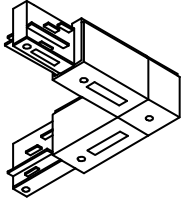


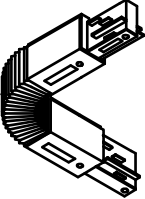
	Two Circuit Data Track			
		4'	8'	12'
White	51591110401	515911110801	515911111201	
Black	515911110402	515911110802	515911111202	
Silver	515911110403	515911110803	515911111203	

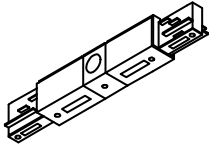
Track Adapter with Power and DMX	
White	515911100001
Black	515911100001
Silver	515911100003

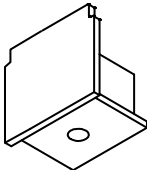
			
Live End Feed - Ground Outside		Ground Inside	
White	515911120001	White	515911130001
Black	515911120002	Black	515911130002
Silver	515911120003	Silver	515911130003

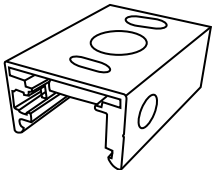
	
Straight Coupler - Track Joiner	
White	515911150001
Black	515911150002
Silver	515911150003

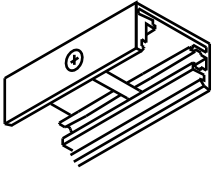
			
L-Coupler - Ground Outside		Ground Inside	
White	515911170001	White	515911180001
Black	515911170002	Black	515911180002
Silver	515911170003	Silver	515911180003

	
2 Circuit Flex-Coupler	
White	515911190001
Black	515911190002
Silver	515911190003


	
Straight Coupler - Electrical Feed	
White	515911160001
Black	515911160002
Silver	515911160003

	
Dead End Cap	
White	515911140001
Black	515911140002
Silver	515911140003


	
2" Mounting Clip for 3/8" Dia. Stem	
White	515911220001
Black	515911220002
Silver	515911220003



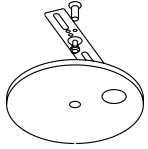
Pendant Clip	2"	4"
White	515911220001	515911210001
Black	515911220002	515911210002
Silver	515911220003	515911210003



3/8" Pendant Stem 24" long	
White	515911230001
Black	515911230002
Silver	515911230003



5" Canopy - Support Only	
White	515911240001
Black	515911240001
Silver	515911240001



Canopy Feed Cover	
White	515911250001
Black	515911250002
Silver	515911250003

I
N
S
T
A
L
L

W
i
r
e
s

Open live end feed and connect Line1, Line2 (optional) and DMX data wires using terminal screws.

M
o
u
n
t
i
n
g

S
t
e
p
O
n
e

Insert head into the track ensuring data pins are in line with data bus.

S
t
e
p
T
w
o

Rotate the levers to lock the head. Clockwise will select Line1. Counterclockwise will select Line2.

