

BRAQ CUBE™ 4CA

DESIGNED BY THE BLACK TANK

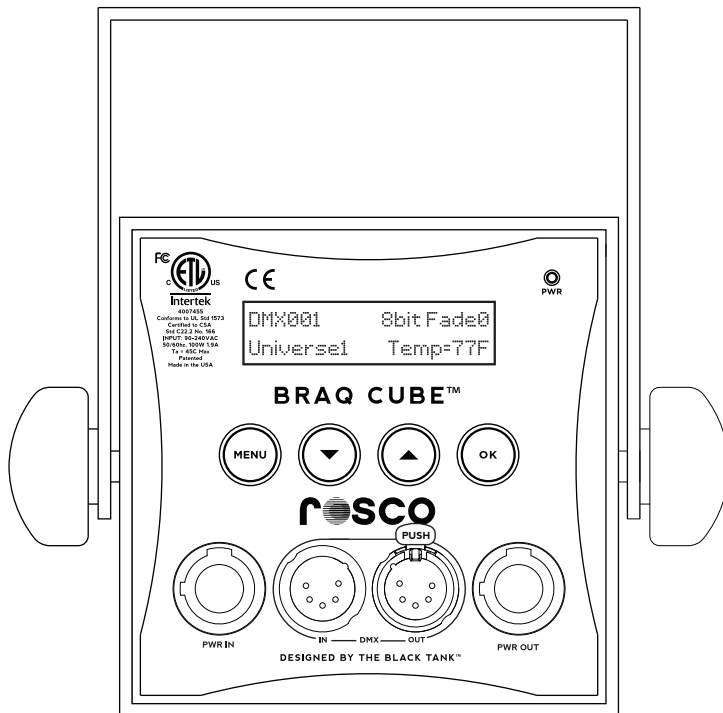


Gorgeous Palette of Colors

The Braq Cube™ 4CA packs an unprecedented 100 watts of output into just a 5 inch cube! Despite its surprisingly small size, the Braq pushes out more than enough light to replace conventional wash lights on stage, film sets or commercial architecture.

Fitted with the latest phosphor converted RGBA emitter the Braq Cube™ can display a gorgeous palette of saturated, mid-tone and pale tint colors can be dialed in at the touch of a button. And of course, a true white is always available as well, not the unflattering mixed amber compromise found in other lights. The single chip optic eliminates multi-colored shadows and creates a powerful, fully blended color wash wherever the designer needs it.

Smart programming in the Braq Cube™ 4CA includes a stand-alone color wash mode and allows multiple units to be easily slaved together, synchronized and offset using self-generated DMX for color chases and other dynamic lighting patterns without a console. Use it alone, configured in strips & arrays or build it directly into the set or architecture for virtually any application needing colored light, including: stage productions, broadcast studios, bars & casinos, up-scale lobbies and retail stores.



Key Features

- Phosphur Converted Amber
- Single chip optic casts fringe-free shadows
- Unique patented (US Patent No. 8,767,398) heat management system packs the most lumens into the smallest form factor
- No expensive power supply or ballasts - direct to mains power 90-240VAC 50/60 Hz
- Over 20 luminaires on a single 20A circuit
- Modular design easily configures in strips and arrays for maximum versatility
- Flicker-free dimming in 8 or 16 bit resolution
- Intuitive touch panel full-text interface for manual control
- Easily installed on standard line-voltage lighting track with optional yoke assembly, including full DMX track options
- Full assortment of spot, medium and wide lenses included
- Novel "filament mode" mimics the delayed blackout glow of incandescent fixtures



BRAQ CUBE™ 4CA

DESIGNED BY THE BLACK TANK



SPECIFICATIONS

Input Voltage:	90 - 240 VAC 50/60Hz
Power Consumption:	100 Watt at maximum output
Power Input:	Neutrik Powercon input and pass-thru
LED:	7 x 12W Osram Multi-chip RGBA
Lumen Maintenance:	80,000 hours B50 L70 at 45C (LM-79-08 Standard)
Data:	DMX 5-pin XLR male, 5-pin XLR Female
Output:	1710 lumens
Color Range:	4.2 billion discrete mixes (256 x 256 x 256 x 256)
Operation:	DMX: 8 or 16 bit DMX512/Manual: Full Text LCD
Operating Temp.:	-13° to 113° F (-20° to 45° C)
Humidity:	0 - 95% non-condensing
Dimensions:	5in x 5in x 5.3 in (127mm x 127mm x 135mm)
Weight:	3.5 lbs (1.6 kg)
Housing:	Powder Coated Aluminum Extrusion (1/8" wall)
Approvals:	FCC Class A Radiated and Conducted ETL / UL Standards 1573 and 8750 cETL / CSA C22.2 #166-M1983 CE / IP20 Rated

BRAQ CUBE ACCESSORIES

Top hat
Egg Crate Louver
Barn Doors (Set of 4)
Yokes & Mounting Hardware
Symmetrical Diffusers
Asymmetrical Diffusers
Power Cable with Inline Switch

PART NUMBERS

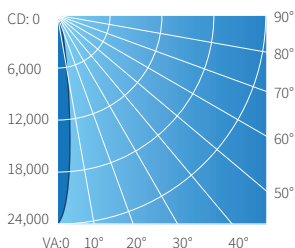
Black w/ Power Cord:	515 90100 1040
White w/ Power Cord:	515 90100 2040
Black w/ No Cord:	515 90100 1140
White w/ No Cord:	515 90100 2140
Pass-Thru Cord:	515 91017 0001
Cable w/ Inline Switch:	515 91017 0005

All LEDs On

Without Diffuser



Polar Candela Distribution



Illuminance at a Distance

	Center Beam LUX	Beam Width
0.5m	95,719	0.1m
1.0m	23,930	0.2m
1.5m	10,635	0.3m
2.0m	5,982	0.4m
2.5m	3,829	0.5m
3.0m	2,659	0.6m

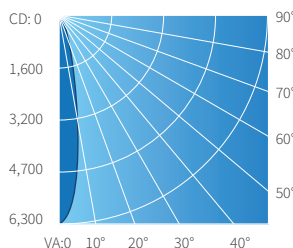
Beam Spread: 12°

All LEDs On

With 20° Diffuser



Polar Candela Distribution



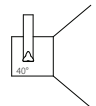
Illuminance at a Distance

	Center Beam LUX	Beam Width
0.5m	25,302	0.2m
1.0m	6,326	0.4m
1.5m	2,811	0.6m
2.0m	1,581	0.7m
2.5m	1,012	0.9m
3.0m	703	1.1m

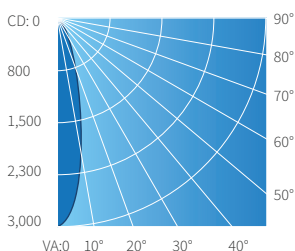
Beam Spread: 21°

All LEDs On

With 40° Diffuser



Polar Candela Distribution



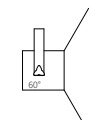
Illuminance at a Distance

	Center Beam LUX	Beam Width
0.5m	12,105	0.2m
1.0m	3,026	0.5m
1.5m	1,345	0.7m
2.0m	757	0.9m
2.5m	484	1.2m
3.0m	336	1.4m

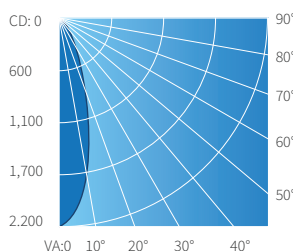
Beam Spread: 27°

All LEDs On

With 60° Diffuser



Polar Candela Distribution



Illuminance at a Distance

	Center Beam LUX	Beam Width
0.5m	8,667	0.3m
1.0m	2,167	0.6m
1.5m	963	0.9m
2.0m	542	1.2m
2.5m	347	1.4m
3.0m	241	1.7m

Beam Spread: 64°