

MIRO CUBE™ WNC

DESIGNED BY THE BLACK TANK

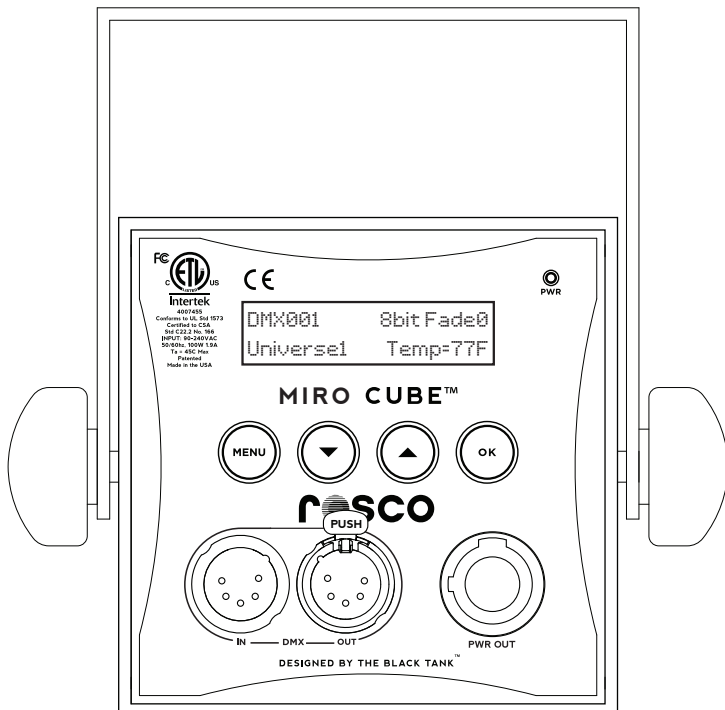


Brilliant Tunable White Light

Tunable from 2700K to 6500K, the Miro Cube™ WNC embodies what every lighting professional needs - a bright, beautiful white light!

Size matters. But quality of light matters more! Using 12 high quality Cree XML 4W emitters, the Miro Cube™ WNC outputs 3400 lumens and can adjust from 2700K to 6500K. A mix of warm, neutral and cool LEDs insure excellent rendering across all color temperatures. An available Miro Cube™ ARC architectural configuration offers a hard-wired pigtail power cable and recessed RJ45 connectivity for data signal that allows for streamlined permanent installations. Small enough to be built into scenery or soffits, and light enough to mount as a track light, the Miro Cube™ WNC is perfect for use on TV or film sets and photography studios, and in retail lighting, museum and other architectural installations that need a gorgeous white light.

At its native 19° beam spread, the Miro Cube™ packs a punch of light! But to provide the control needed by most designers, every Miro Cube comes complete with a set of lenses in 20°, 40° and 60° beam spreads.



Key Features

- Balanced assortment of warm, neutral and cool LEDs provide a bright yet versatile punch of white light
- Unique patented (US Patent No. 8,767,398) heat management system packs the most lumens into the smallest form factor
- No expensive power supply or ballasts - direct to mains power 90-240VAC 50/60 Hz
- Over 40 luminaires on a single 20A circuit
- Modular design easily configures in strips and arrays for maximum versatility
- Flicker-free dimming in 8 or 16 bit resolution
- Intuitive touch panel full-text interface for manual control
- Easily installed on standard line-voltage lighting track with optional yoke assembly, including full DMX track options
- Full assortment of spot, medium and wide lenses included
- Novel "filament mode" mimics the delayed blackout glow of incandescent fixtures

MIRO CUBE™ WNC

DESIGNED BY THE BLACK TANK



SPECIFICATIONS

Input Voltage:	90 - 240 VAC 50/60Hz
Power Consumption:	50 Watt at maximum output
Power Input:	Neutrik Powercon / ARC: Hard-wired pigtail
LED:	12 x 4W Cree XM-L LEDs
Data (DMX):	5-pin XLR male/female / ARC: RJ45 Connectors
Output:	3400 Lumens
Color Range:	2700K - 6500K
Operation:	DMX: 8 or 16 bit DMX512/Manual: Full Text LCD
Operating Temp.:	-13° to 113° F (-20° to 45° C)
Humidity:	0 - 95% non-condensing
Dimensions:	4in x 4in x 4.25 in (100mm x 100mm x 108mm)
Weight:	2.1 lbs (0.95kg)
Housing:	Powder Coated Aluminum Extrusion (1/8" wall)
Approvals:	FCC Class A Radiated and Conducted ETL / UL Standards 1573 and 8750 cETL / CSA C22.2 #166-M1983 CE / IP20 Rated

MIRO CUBE ACCESSORIES

Top hat
1/2 Top Hat
Egg Crate Louver
Barn Doors (Set of 4)
Yokes & Mounting Hardware
Symmetrical Diffusers
Assymmetrical Diffusers
Power Cable with Inline Switch

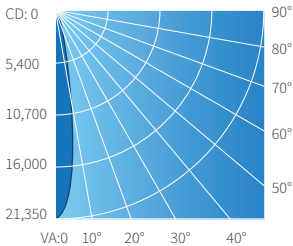
PART NUMBERS

WNC Black:	515 90050 1020
WNC White:	515 90050 2020
WNC ARC BLACK:	515 90050 1029
WNC ARC WHITE:	515 90050 2029

All LEDs On Without Diffuser



Polar Candela Distribution



Illuminance at a Distance

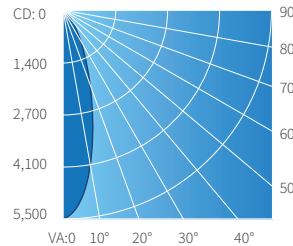
Center Beam LUX	Beam Width
0.5m: 85,386	0.2m
1.0m: 21,347	0.3m
1.5m: 9,487	0.5m
2.0m: 5,337	0.7m
2.5m: 3,415	0.8m
3.0m: 2,372	1.0m

Beam Spread: 19°

All LEDs On With 20° Diffuser



Polar Candela Distribution

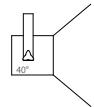


Illuminance at a Distance

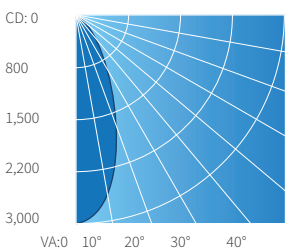
Center Beam LUX	Beam Width
0.5m: 21,780	0.3m
1.0m: 5,445	0.6m
1.5m: 2,420	0.9m
2.0m: 1,361	1.2m
2.5m: 871	1.5m
3.0m: 605	0.7m

Beam Spread: 33°

All LEDs On With 40° Diffuser



Polar Candela Distribution

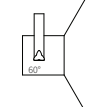


Illuminance at a Distance

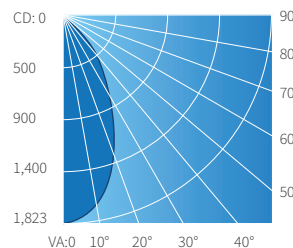
Center Beam LUX	Beam Width
0.5m: 11,700	0.4m
1.0m: 2,925	0.8m
1.5m: 1,300	1.2m
2.0m: 731	1.6m
2.5m: 468	2.0m
3.0m: 325	2.5m

Beam Spread: 44°

All LEDs On With 60° Diffuser



Polar Candela Distribution



Illuminance at a Distance

Center Beam LUX	Beam Width
0.5m: 7,277	0.5m
1.0m: 1,819	1.1m
1.5m: 809	1.6m
2.0m: 455	2.2m
2.5m: 291	2.7m
3.0m: 202	3.3m

Beam Spread: 57°

